



A I R C O N D I T I O N I N G

Daikin air conditioners
for your home

WALL MOUNTED UNIT

R-410A



www.daikin.eu

FTKS/FTXS-D





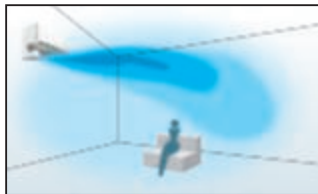
Daikin has taken a further step towards achieving the ideal combination of style and efficiency. The D series' stylish flat panel design creates a graceful harmony that enhances any interior décor while delivering greater energy savings than ever before.



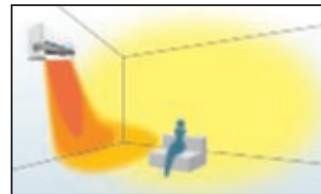
COMFORT

- The **comfort mode** function ensures draught-free operation. During the cooling operation the flap angle turns horizontally to prevent cold air blowing directly on to you. During heating however it turns downward vertically to direct the warm air towards your feet.

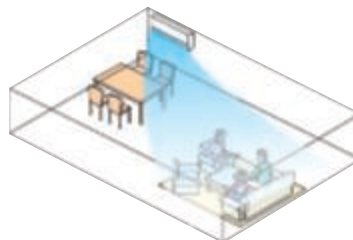
Cooling mode



Heating mode



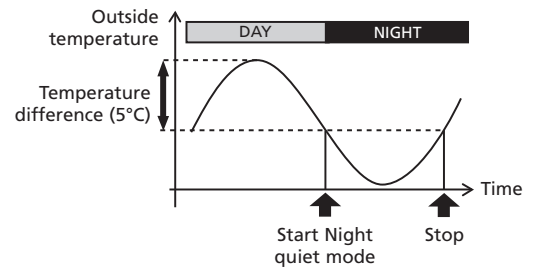
- The **vertical auto swing** automatically moves the flaps up and down to ensure an even distribution of air throughout the room.



- You have the choice of **5 fan speeds** to select: from high to super low.
- Daikin's special **dry programme** reduces humidity in the room without variations in room temperature.

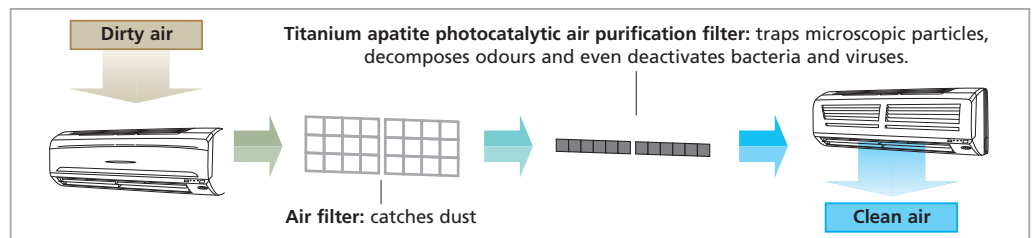


- The **powerful operation function** boosts the air flow to a maximum volume for a 20-minute period, (e.g. when you come home on a hot day, rapid cooling is required). After this, the unit returns automatically to its previous settings.
- The **night set mode** is automatically selected by pushing the 'off' timer button. This function prevents any sudden change in room temperature by gently raising/lowering the temperature before the air conditioner stops, so you can sleep more comfortably.
- The indoor unit is **extremely quiet in operation**. The sound levels are as low as 22dB(A), comparable to rustling leaves.
- The **outdoor unit silent operation** function brings you comfort by automatically lowering the operating sound of the outdoor unit by 3dB(A).
- The **night quiet mode** reduces the operating sound of the outdoor unit by another 3 dB(A) at night.



FILTER

- This wall mounted unit is equipped with a **titanium apatite photocatalytic air purification filter**. Micron scale fibres in this filter trap dust while the titanium apatite absorbs organic contaminants such as bacteria and viruses. In addition, the titanium oxide is activated by natural light, allowing it to break down and eliminate odours. The filter lasts for 3 years without replacement if washed about every 6 months.




FLEXIBLE INSTALLATION AND EASY TO USE AND MAINTAIN

- The outdoor unit can be installed on a roof or terrace or placed against an outside wall.
- Daikin remote controls give you **easy control at your fingertips**.
- Malfunction codes are shown on the digital display panel of the infrared remote control for **fast and easy maintenance**.
- Special anti-corrosion treatment of the outdoor unit's heat exchanger fin, gives **great resistance against acid rain and salt corrosion**. Additional resistance is provided by a rust proof steel sheet on the underside of the unit.

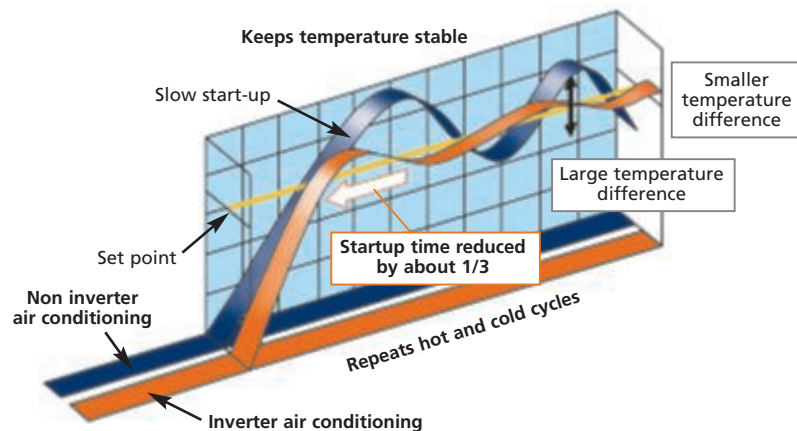


Infrared remote control (Standard) ARC 433 A43



ENERGY EFFICIENT

- **Energy label:** up to class A
- The D series is equipped with this new **ECONO mode**. This mode reduces the maximum operating current and power consumption by approximately 30% during start up. It is particularly convenient for energy saving conscious individuals, those who use other electrical devices at the same time as the air conditioner and also those who use multiple air conditioners. This mode is easily activated from the infrared remote control by pushing the ECONO button.
- **Inverter technology :**
 1. Improved energy efficiency:
The use of integrated inverter control ensures maximum **energy efficiency** by supplying only the required heating or cooling load where a standard non inverter unit would supply maximum load in an on/off regime.



2. Improved comfort:
The rapid start up time provided by the inverter increases **comfort** by reducing the lead time in obtaining the required indoor temperature. Once the required temperature is reached, the inverter unit continuously scans the room for small changes and adjusts the room temperature in seconds, thereby increasing comfort once again.
- The **movement sensor** detects whether anyone is in the room. When the room is empty, the unit switches to economy mode and restarts when a person enters the room.

APPLICATION OPTIONS

- This model can be used for cooling only or heating.
- It is possible to use the indoor unit in pair (connecting one indoor to one outdoor) and multi applications (connecting up to 9 units in several rooms to 1 outdoor unit).

Capacity and power input

COOLING ONLY - INVERTER CONTROLLED (air cooled)				FTKS20DW/L	FTKS25DW/L	FTKS35DW/L	FTKS50DW/L
				RKS20E	RKS25E	RKS35E	RKS50F
Cooling capacity	min~nom~max	kW	1.2~2.0~2.6	1.2~2.5~3.0	1.2~3.4~3.8	1.7~5.0~5.2	
Nominal input	min~nom~max	kW	0.30~0.48~0.82	0.30~0.60~0.80	0.30~1.00~1.82	0.44~1.65~1.82	
EER			4.17	4.17	3.4	3.03	
Energy label			A	A	A	B	
Annual energy consumption	cooling	kWh	240	300	500	825	
HEAT PUMP - INVERTER CONTROLLED (air cooled)				FTXS20DW/L	FTXS25DW/L	FTXS35DW/L	FTXS50DW/L
				RXS20E	RXS25E	RXS35E	RXS50F
Cooling capacity	min~nom~max	kW	1.2~2.0~2.6	1.2~2.5~3.0	1.2~3.4~3.8	1.7~5.0~5.2	
Heating capacity	min~nom~max	kW	1.2~2.7~4.1	1.2~3.4~4.5	1.2~4.0~5.0	1.7~5.8~6.0	
Nominal input	cooling	min~nom~max	0.3~0.48~0.82	0.30~0.60~0.80	0.30~1.00~1.22	0.44~1.65~1.82	
	heating	min~nom~max	0.29~0.65~1.29	0.29~0.83~1.34	0.29~1.08~1.55	0.40~2.06~2.19	
EER			4.17	4.17	3.40	*	
COP			4.15	4.10	3.70	*	
Energy label	cooling		A	A	A	*	
	heating		A	A	B	*	
Annual energy consumption	cooling	kWh	240	300	500	*	

Note :

- 1) Energy label: scale from A (most efficient) to G (less efficient)
- 2) Annual energy consumption: based on average use of 500 running hours per year at full load (=nominal conditions)



POSSIBLE COMBINATIONS		2MXS40F(1)	2MXS50F(2)	3MXS50E(3)	4MXS58E(3)	4MXS75F(4)	5MXS90E(5)	2MXS40F*(1)	2MXS50F*(2)	3MXS52E*(3)	4MXS68F*(4)	4MXS80E*(5)	5MXS90E*(5)	RMXS112E*	RMXS140E*	RMXS160E*
		Max. n° of indoor units		2	2	3	4	4	5	2	2	3	4	4	5	7
Cooling only	FTKS20DW	•	•	•	•	•	•									
	FTKS20DL	•	•	•	•	•	•									
	FTKS25DW	•	•	•	•	•	•									
	FTKS25DL	•	•	•	•	•	•									
	FTKS35DW	•	•	•	•	•	•									
	FTKS35DL	•	•	•	•	•	•									
	FTKS50DW				•	•	•									
Heat pump	FTXS20DW							•	•	•	•	•	•	•	•	•
	FTXS20DL							•	•	•	•	•	•	•	•	•
	FTXS25DW							•	•	•	•	•	•	•	•	•
	FTXS25DL							•	•	•	•	•	•	•	•	•
	FTXS35DW							•	•	•	•	•	•	•	•	•
	FTXS35DL							•	•	•	•	•	•	•	•	•
	FTXS50DW									•	•	•	•	•	•	•
Max. cooling capacity	kW	4.50	5.40	7.07	7.30	9.33	10.50	4.50	5.40	7.30	8.73	9.60	10.50	11.2	14.0	15.5
Max. heating capacity	kW	N/A	N/A	N/A	N/A	N/A	N/A	4.70	6.40	8.30	10.68	11.00	11.50	12.5	16.0	17.5
Max. PI cooling	kW	1.35	1.70	2.16	2.24	3.06	3.98	1.35	1.70	2.25	2.95	3.56	4.01	3.50	5.09	5.40
Max PI heating	kW	N/A	N/A	N/A	N/A	N/A	N/A	1.18	1.65	2.51	2.58	3.11	3.46	3.93	5.21	5.43

Notes:

- For more detailed information, please consult our multi model/combination tables catalogue or your local dealer
- (1) The indicated cooling, heating capacities and power input are indicative and are those connected to wall mounted D,E (20,25,35 class) series
- (2) The indicated cooling, heating capacities and power input are indicative and are those connected to wall mounted D,E (20,25,35,50 class) series
- (3) The indicated cooling, heating capacities and power input are indicative and are those connected to wall mounted D (20,25,35 class) / E (50 class) series
- (4) The indicated cooling, heating capacities and power input are indicative and are those connected to wall mounted D (20,25,35,50 class) / F (60,71 class) series
- (5) The indicated cooling, heating capacities and power input are indicative and are those connected to wall mounted D (20,25,35,50 class) / E (60,71 class) series
- 3 N/A means not applicable since this unit is a cooling only unit
- 4 * At least two indoor units should be connected to these multi outdoor units

Specifications indoor units

COOLING ONLY				FTKS20DW/L	FTKS25DW/L	FTKS35DW/L	FTKS50DW/L
Dimensions	HxWxD	mm	283x800x195				
Weight		kg	9				
Colour			White + white top (W) or white + silver top (L)				
Air flow rate	H/L	m³/min	8.7/4.7/3.9	8.7/4.7/3.9	8.9/4.8/4.0	11.4/7.1/6.2	
Fan speed			5 steps, silent and auto				
Sound pressure level	H/L/SL	dB(A)	38/25/22	38/25/22	39/26/23	46/35/32	
Sound power level	H	dB(A)	56	56	57	62	
Piping connections	liquid	mm	ø6.4				
	gas	mm	ø9.5				
	drain	mm	ø18				
Heat insulation			Both liquid and gas pipes				
HEAT PUMP				FTXS20DW/L	FTXS25DW/L	FTXS35DW/L	FTXS50DW/L
Dimensions	HxWxD	mm	283x800x195				
Weight		kg	9				
Colour			White + white top (W) or white + silver top (L)				
Air flow rate	cooling	H/L	m³/min	8.7/4.7/3.9	8.7/4.7/3.9	8.9/4.8/4.0	11.4/7.1/6.2
	heating	H/L	m³/min	9.4/5.8/5.0	9.4/5.8/5.0	9.7/6.0/5.2	11.4/7.4/6.3
Fan speed			5 steps, silent and auto				
Sound pressure level	cooling	H/L/SL	dB(A)	38/25/22	38/25/22	39/26/23	46/35/32
	heating	H/L/SL	dB(A)	38/28/25	38/28/25	39/29/26	46/34/31
Sound power level	cooling	H	dB(A)	56	56	57	62
Piping connections	liquid	mm	ø6.4				
	gas	mm	ø9.5				
	drain	mm	ø18				
Heat insulation			Both liquid and gas pipes				

Indoor units: FTKS/FTXS-D



FTK/XS20,25,35DW
FTK/XS50DW



FTK/XS20,25,35DL
FTK/XS50DL

Specifications outdoor units

COOLING ONLY				RKS20E	RKS25E	RKS35E	RKS50F
Dimensions	HxWxD	mm		550x765x285			735x825x300
Weight		kg		30	32	32	48
Casing colour				Ivory white			
Sound pressure level	H/L	dB(A)		46/43	46/43	47/44	47/44
Sound power level	H	dB(A)		61	61	62	61
Compressor		type		Hermetically sealed swing			
Refrigerant type				R-410A			
Additional refrigerant charge		kg/m		0.02 (for piping length exceeding 10m)			
Maximum piping length		m		20			30
Maximum level difference		m		15			20
Operation range	from ~ to	°CDB		-10~46			-10~46
HEAT PUMP				RXS20E	RXS25E	RXS35E	RXS50F
Dimensions	HxWxD	mm		550x765x285			735x825x300
Weight		kg		30	32	32	48
Casing colour				Ivory white			
Sound pressure level	cooling	H/L	dB(A)	46/43	46/43	47/44	47/44
	heating	H/L	dB(A)	47/44	47/44	48/45	48/45
Sound power level	cooling	H	dB(A)	61	61	62	61
Compressor		type		Hermetically sealed swing			
Refrigerant type				R-410A			
Additional refrigerant charge		kg/m		0.02 (for piping length exceeding 10m)			
Maximum piping length		m		20			30
Maximum level difference		m		15			20
Operation range	cooling	from ~ to	°CDB	-10~46			-10~46
	heating	from ~ to	°CWB	-15~20			-15~18

** Possibility to extend the operation range down to -15°C by turning ON the switch on the outdoor unit PCB. In this case, the unit will stop operation at -20°C or lower and will recover when temperature rises again.

Note:

- 1) VM = 1~, 220~240/220-230V, 50Hz/60Hz / V1 = 1~, 220-240V, 50Hz
- 2) Nominal cooling capacities are based on: indoor temperature 27°CDB/19°CWB • outdoor temperature 35°CDB • refrigerant piping length 7.5m • level difference 0m.
- 3) Nominal heating capacities are based on: indoor temperature 20°CDB • outdoor temperature 7°CDB/6°CWB • refrigerant piping length 7.5m • level difference 0m.
- 4) Capacities are net, including a deduction for cooling (an addition for heating) for indoor fan motor heat.
- 5) Units should be selected on nominal capacity. Max. capacity is limited to peak periods.
- 6) The sound pressure level is measured via a microphone at a certain distance from the unit (for measuring conditions; please refer to the technical databooks).
- 7) The sound power is an absolute value indicating the "power" which a sound source generates.



Accessories: control systems

INDOOR UNITS		FTK/XS20DW/L	FTK/XS25DW/L	FTK/XS35DW/L	FTK/XS50DW/L
Wiring adapter for time clock/ remote control (1)	normal open contact			KRP413A15	
	normal open pulse contact			KRP413A15	
Centralised control board	up to 5 rooms (2)			KRC72	
Central remote control				DCS302C51	
Unified ON/OFF control				DCS301B51	
Schedule timer				DST301B51	
Interface adapter (3)				KRP928A25	

(1) Wiring adapter is supplied by Daikin. Timer and other devices: field supply.

(2) Wiring adapter is also required for each indoor unit.

(3) For DIII-NET adapter

Accessories: indoor units

INDOOR UNITS	FTK/XS20DW/L	FTK/XS25DW/L	FTK/XS35DW/L	FTK/XS50DW/L
Titanium apatite photocatalytic air purification filter (without frame)			KAF970A46	
Anti-theft protection for remote control			KKF917AA4	

Accessories: outdoor units

OUTDOOR UNITS	RK/XS20E	RK/XS25E	RK/XS35E	RK/XS50F
Air direction adjustment grille		KPW937A4		KPW945A4

In all of us,
a green heart



Daikin's unique position as a manufacturer of air conditioning equipment, compressors and refrigerants has led to its close involvement in environmental issues. For several years Daikin has had the intention to become a leader in the provision of environmental friendly products. This challenge demands the eco design and development of a wide range of products and an energy management system; which involves energy conservation and reduction of waste.



Daikin Europe N.V. is approved by LRQA for its Quality Management System in accordance with the ISO9001 standard. ISO9001 pertains to quality assurance regarding design, development, manufacturing as well as to services related to the product.



ISO14001 assures an effective environmental management system in order to help protect human health and the environment from the potential impact of our activities, products and services and to assist in maintaining and improving the quality of the environment.



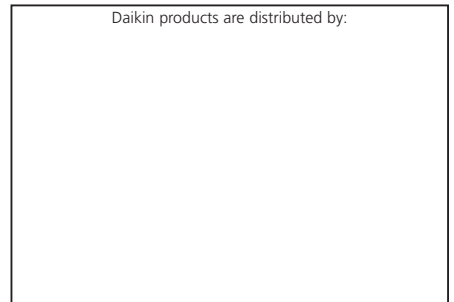
Daikin units comply with the European regulations that guarantee the safety of the product.



Daikin Europe N.V. participates in the Eurovent Certification Programme for Air Conditioners (AC), Liquid Chilling Packages (LCP) and Fan Coil Units (FC); the certified data of certified models are listed in the Eurovent Directory. Multi units are Eurovent certified for combinations up to 2 indoor units.

The present leaflet is drawn up by way of information only and does not constitute an offer binding upon Daikin Europe N.V.. Daikin Europe N.V. has compiled the content of this leaflet to the best of its knowledge. No express or implied warranty is given for the completeness, accuracy, reliability or fitness for particular purpose of its content and the products and services presented therein. Specifications are subject to change without prior notice. Daikin Europe N.V. explicitly rejects any liability for any direct or indirect damage, in the broadest sense, arising from or related to the use and/or interpretation of this leaflet. All content is copyrighted by Daikin Europe N.V..

Daikin products are distributed by:



DAIKIN EUROPE N.V.

Naamloze Vennootschap
Zandvoordestraat 300
B-8400 Ostend, Belgium
www.daikin.eu
BTW: BE 0412 120 336
RPR Oostende



EPLEN07-005