

Daikin air conditioners
for shops, restaurants and offices

4-WAY BLOW CEILING SUSPENDED UNIT

R-410A



www.daikin.eu

FUQ-B





The 4-way blow ceiling suspended cassettes are the ideal solution for rooms, shops or offices without false ceilings. Since they are installed directly into the ceiling they do not take up any floor or wall space.

These indoor units are an excellent solution for larger areas with high occupancy.

COMFORT

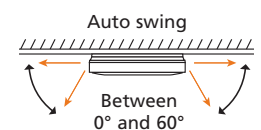
- Air flow distribution for **ceiling heights** up to 3.5m without loss of capacity.
- To maximize your comfort, you are able to select several **air flow patterns** from your remote control:

Draught prevention (heating mode):

Prevents draughts by automatically changing to horizontal air flow discharge when heating mode is started up.

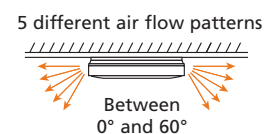
Auto swing:

Vertical auto swing automatically moves the flaps up and down to distribute air effectively throughout the whole room.



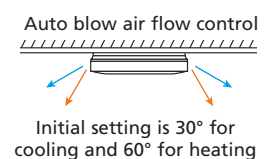
5 different air flow patterns:

All five different air flow patterns between 0° and 60° can be freely selected. The chosen air flow pattern will be maintained during the operation of the air conditioner.



Auto blow air flow control:

The last selected air flow pattern is memorized and automatically reset the next time the unit is turned ON. Initial setting is 30° for cooling and 60° for heating.

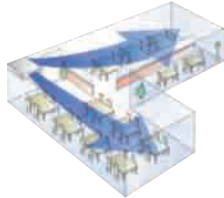


- You have the choice of 2 **fan speeds** to select: high or low. A high fan speed provides maximum reach while a low fan speed minimizes drafts.
- Daikin's special **dry programme** reduces humidity in the room without variations in room temperature.
- The indoor unit contains an air **filter** which removes microscopic particles and dust.


FLEXIBLE INSTALLATION & EASY TO USE AND MAINTAIN

- The **air** is discharged in 4 directions.
- It is possible to **shut off one or 2 flaps** enabling the unit to be installed in the middle of the room, in a corner or in a small room.

2-Way blow



3-Way blow



4-Way blow



- The **outdoor unit** can be installed on a roof or terrace or placed against an outside wall.
- Special **anti-corrosion treatment** of the outdoor unit's heat exchanger fin, gives greater resistance against acid rain and salt corrosion. Additional resistance is provided by a rustproof steel sheet on the underside of the unit.



- Daikin **remote controls** give you easy control at your fingertips.
- The **wired remote control** provides you with a schedule timer, enabling the air conditioning to be programmed daily or weekly.
- The optional **remote ON/OFF** enables you to start/stop the air conditioning from a mobile phone via a telephone remote control (field supply).
The optional **forced OFF** enables you to switch off the unit automatically. E.g. when a window is opened, the unit switches off.



Infrared remote control (Optional)

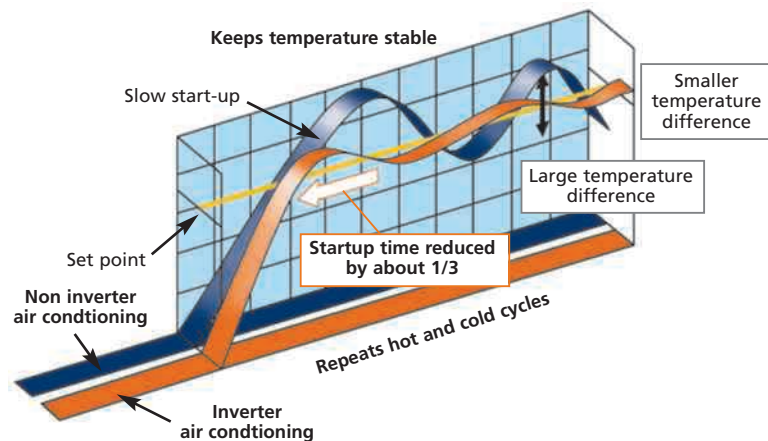


Wired remote control (Optional)



ENERGY EFFICIENT

- **Energy label:** up to class A
- **Inverter technology :**
 1. Improved energy efficiency:
The use of integrated inverter control ensures maximum **energy efficiency** by supplying only the required heating or cooling load where a standard non inverter unit would supply maximum load in an on/off regime.



2. Improved comfort:

The rapid start up time provided by the inverter increases **comfort** by reducing the lead time in obtaining the required indoor temperature. Once the required temperature is reached, the inverter unit continuously scans the room for small changes and adjusts the room temperature in seconds, thereby increasing comfort once again.

- The '**home leave**' function button should be set when the occupant leaves the room for a lengthy period of time, such as a holiday. When the function is activated, the room temperature is automatically set to a minimum of 10°C, at which point all connected indoor units will switch to heating mode. The function ceases to operate when the room temperature reaches 15°C and should also be switched off when the occupant returns home.

APPLICATION OPTIONS

- This model can be used for **cooling only or heating**.
- It is possible to use the indoor unit in **pair** (connecting one indoor to one outdoor), **twin**, **triple** application (connecting up to 3 indoors in the same room to a single outdoor).



Capacity and power input

COOLING ONLY - NON INVERTER (air cooled)				FUQ71B	FUQ100B	FUQ125B			
				RR71BV3/W1	RR100BV3/W1	RR125BW1			
Cooling capacity	nominal		kW	7.10	10.00	12.20			
Nominal input		nominal	kW	2.70/2.65	3.83/3.78	4.57			
EER				2.63/2.68	2.61/2.65	2.67			
Energy label				D/D	D/D	D			
Annual energy consumption	cooling		kWh	1,350/1,325	1,915/1,890	2,285			
HEAT PUMP - NON INVERTER/INVERTER CONTROLLED (air cooled)				FUQ71B	FUQ100B	FUQ125B	FUQ71B	FUQ100B	FUQ125B
				RQ71BV3/W1	RQ100BV3/W1	RQ125BW1	RZQ71B8V3	RZQ100CV1/BW1	RZQ125CV1/BW1
Cooling capacity	nominal		kW	7.10	10.00	12.20	7.10	10.00	12.50
Heating capacity		nominal	kW	8.00	11.20	14.50	8.00	11.20	14.00
Nominal input	cooling	nominal	kW	2.70/2.65	3.83/3.78	4.57	2.21	3.12/3.12	4.15/4.05
	heating	nominal	kW	2.53/2.44	3.58/3.54	4.88	2.34	3.37/3.28	4.33/4.36
EER				2.63/2.68	2.61/2.65	2.67	3.21	3.21/3.21	3.01/3.09
COP				3.16/3.28	3.13/3.16	2.97	3.42	3.32/3.41	3.23/3.21
Energy label	cooling			D/D	D/D	D	A	A/A	B/B
	heating			D/C	D/D	D	B	C/B	C/C
Annual energy consumption	cooling		kWh	1,350/1,325	1,915/1,890	2,285	1,105	1,560/1,560	2,025/2,025

1) Energy label: scale from A (most efficient) to G (less efficient).

2) Annual energy consumption: based on average use of 500 running hours per year full load (= nominal capacity).

TWIN/TRIPLE APPLICATION	FUQ71B	FUQ100B	FUQ125B
RZQ140	2		
RZQ200	3	2	
RZQ250			2

Specifications indoor units

COOLING ONLY/HEAT PUMP				FUQ71B	FUQ100B	FUQ125B
Dimensions	HxWxD	mm		165x895x895	230x895x895	
Weight		kg		25	31	
Casing colour				White		
Air flow rate	cooling	H/L	m ³ /min	19/14	29/21	32/23
	heating	H/L	m ³ /min	19/14	29/21	32/23
Fan speed				2 steps		
Sound pressure level	cooling	H/L	dB(A)	40/35	43/38	44/39
	heating	H/L	dB(A)	40/35	43/38	44/39
Sound power level	cooling	H/L	dB(A)	56/51	59/54	60/55
Piping connections	liquid		mm	Ø 9.5		
	gas		mm	Ø 15.9		
	drain (VP20)	ID	mm	Ø 20		
		OD	mm	Ø 26		
Heat insulation				Both liquid and gas pipes		

Indoor units : FUQ-B



FUQ71B

Specifications outdoor units

COOLING ONLY - NON INVERTER CONTROLLED				RR71BV3W1	RR100BV3W1	RR125BW1						
Dimensions	HxWxD		mm	770x900x320	1,170x900x320							
Weight			kg	83/81	102/99	106						
Casing colour				Daikin white								
Sound pressure level	H		dB(A)	50	53	53						
Sound power level	H		dB(A)	63	66	67						
Compressor			type	Hermetically sealed scroll								
Refrigerant type				R-410A								
Refrigerant charge			kg/m	2.70	3.70	3.70						
Maximum piping length			m	70 (equivalent length 90)								
Maximum level difference			m	30								
Operation range	from ~ to		°CDB	-15 ~ 46								
HEAT PUMP - NON INVERTER/INVERTER CONTROLLED				RQ71BV3/W1	RQ100BV3/W1	RQ125BW1	RZQ71B8V3	RZQ100CV1	RZQ100BW1	RZQ125CV1	RZQ125BW1	
Dimensions	HxWxD		mm	770x900x320	1,170x900x320			770x900x320	1,170x900x320	1,345x900x320	1,770x900x320	1,345x900x320
Weight			kg	84/83	103/101	108	68	103	106	103	106	
Casing colour				Daikin white			Ivory white					
Sound pressure level (night quiet mode)	cooling	H	dB(A)	50	53	53	47(43)	49(45)	49(45)	50(45)	50(45)	
	heating	H	dB(A)	-	-	-	49	51	51	52	52	
Sound power level	cooling	H	dB(A)	63	66	67	63	65	65	66	66	
Compressor			type	Hermetically sealed scroll			Herm. sealed swing	Hermetically sealed scroll				
Refrigerant type				R-410A			R-410A					
Refrigerant charge			kg/m	2.70	3.70	3.70	2.8	3.7	4.3	3.7	4.3	
Maximum piping length			m	70 (equivalent length 90)			50 (equivalent length 70)		75 (equivalent length 95)			
Maximum level difference			m	30			30					
Operation range	cooling	from ~ to	°CDB	-5 ~ 46			-15 ~ 50					
	heating	from ~ to	°CWB	-10 ~ 15			-20 ~ 15.5					



Accessories: control systems

INDOOR UNITS	FUQ71B	FUQ100B	FUQ125B
Wired remote control		BRC1D52	
Infrared remote control	cooling only	BRC7C529	
	heat pump	BRC7C528	
Centralised remote control		DCS302C51	
Unified ON/OFF control		DCS301B51	
Schedule timer		DST301B51	
Electrical box with earth terminal (2 blocks)		KJB212A	
Electrical box with earth terminal (3 blocks)		KJB311A	
Wiring adapter for electrical appendices (1)		KRP4A53*	
Interface adapter for Sky Air		DTA112B51	
Installation box for adapter PCB		KRP1B97	
Remote ON/OFF, forced OFF		EKRORO	
Remote sensor		KRCS01-1	

(1) Installation box for adapter PCB (KRP1B97) is necessary for each adapter marked with *.



Accessories: indoor units

INDOOR UNITS	FUQ71B	FUQ100B	FUQ125B
L-type piping kit		KHFP49MA140	
Replacement long-life filter		KAF495FA140	
Sealing member of air discharge outlet	KDBH49FA80		KDBHJ49F140
Decoration panel for air discharge	KDBTJ49F80		KDBTJ49F140
Vertical flap kit	KDGJ49F80		KDGJ49F140

Accessories: outdoor units

OUTDOOR UNITS	RR/RQ71B	RR/RQ100B	RR/RQ125B	RZQ71B	RZQ100CV1/BW1	RZQ125CV1/BW1
Central drain plug		KKPJ5F180			KKPJ5F180	
Refrigerant branch piping	for twin	KHRQ22M20TA			KHRQ22M20TA	
	for triple	-	KHRQ127H	-		KHRQ127H
	for double twin	-	-	-	-	KHRQ22M20TA (x3)
Demand adapter kit	remote control of sound reduction and power input	-	-	-		KRP58M51

- V1 = 1~, 230V, 50Hz; V3 = 1~, 230V, 50Hz
- Nominal cooling capacities are based on: indoor temperature 27°CDB/19°CWB • outdoor temperature 35°CDB • refrigerant piping length 7.5m • level difference 0m.
- Nominal heating capacities are based on: indoor temperature 20°CDB • outdoor temperature 7°CDB/6°CWB • refrigerant piping length 7.5m • level difference 0m.
- Capacities are net, including a deduction for cooling (an addition for heating) for indoor fan motor heat.
- Units should be selected on nominal capacity. Max. capacity is limited to peak periods.
- The sound pressure level is measured via a microphone at a certain distance from the unit (for measuring conditions: please refer to the technical data books).
- The sound power level is an absolute value indicating the "power" which a sound source generated.



**In all of us,
a green heart**



Daikin's unique position as a manufacturer of air conditioning equipment, compressors and refrigerants has led to its close involvement in environmental issues.

For several years Daikin has had the intention to become a leader in the provision of products that have limited impact on the environment.

This challenge demands the eco design and development of a wide range of products and an energy management system, resulting in energy conservation and a reduction of waste.



Daikin Europe N.V. is approved by LRQA for its Quality Management System in accordance with the ISO9001 standard. ISO9001 pertains to quality assurance regarding design, development, manufacturing as well as to services related to the product.



ISO14001 assures an effective environmental management system in order to help protect human health and the environment from the potential impact of our activities, products and services and to assist in maintaining and improving the quality of the environment.



Daikin units comply with the European regulations that guarantee the safety of the product.



Daikin Europe N.V. participates in the Eurovent Certification Programme for Air Conditioners (AC), Liquid Chilling Packages (LCP) and Fan Coil Units (FC); the certified data of certified models are listed in the Eurovent Directory.

The present leaflet is drawn up by way of information only and does not constitute an offer binding upon Daikin Europe N.V.. Daikin Europe N.V. has compiled the content of this leaflet to the best of its knowledge. No express or implied warranty is given for the completeness, accuracy, reliability or fitness for particular purpose of its content and the products and services presented therein. Specifications are subject to change without prior notice. Daikin Europe N.V. explicitly rejects any liability for any direct or indirect damage, in the broadest sense, arising from or related to the use and/or interpretation of this leaflet. All content is copyrighted by Daikin Europe N.V..

Daikin products are distributed by:



DAIKIN EUROPE N.V.

Naamloze Vennootschap
Zandvoordestraat 300
B-8400 Oostende, Belgium
www.daikin.eu
BTW: BE 0412 120 336
RPR Oostende

